

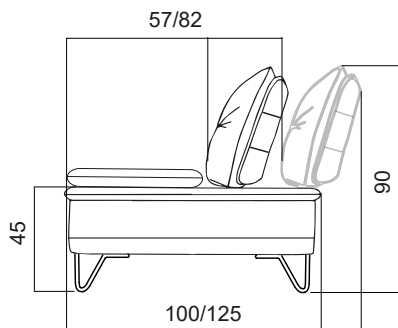


DAXON

SCHEDA TECNICA - FICHE TECHNIQUE - TECHNICAL DETAILS

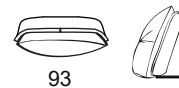


- BIANCO 306
- ANTRACITE 310
- SABBIA 312

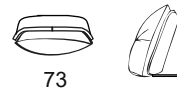


● STR ○ CUS

S300M

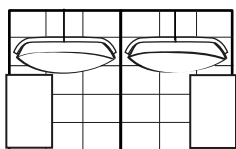


S200M



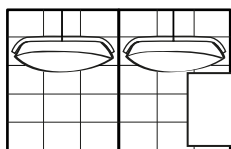
- Schienale volante posizionabile a piacimento
- Repose-tête amovible selon le choix de votre client
- Freestanding back cushions positioned freely on the sofa

D20F0



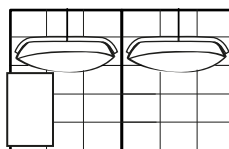
152/188

B20FD



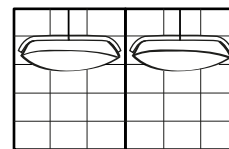
152/170

B20FS



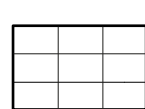
152/170

C20F0



152

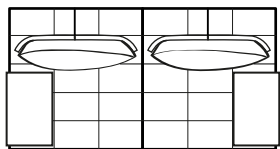
P01F0



100

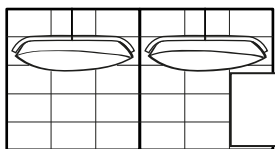
60

D30F0



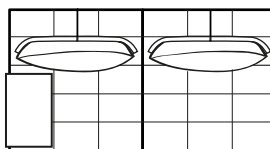
192/228

B30FD



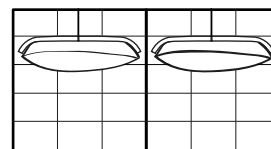
192/210

B30FS



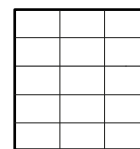
192/210

C30F0



192


P02F0



100

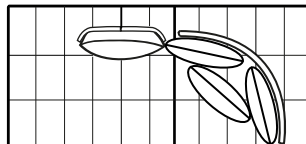
100

M04FD



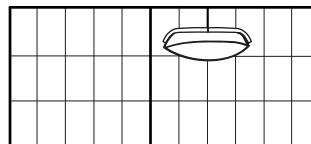
218

M04FS



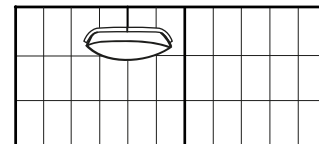
218

M05FD



218

M05FS



218

DAXON

SCHEDA TECNICA - FICHE TECHNIQUE - TECHNICAL DETAILS

Scheda Tecnica

STRUTTURA - Struttura portante in legno massello e pannelli in agglomerato o multistrato.
IMBOTTITURA SEDUTE - Poliuretano HR 35 kg/m³.
IMBOTTITURA SCHIENALI - Fibra di silicone
STRUTTURA SCHIENALI - Metallo curvo
PIEDI - Piede metallico disponibile nei colori: Antracite 310, Sabbia 312, Bianco 306.
SOSPENSIONI - cinghie elastiche incrociate.
MECCANICA SCHIENALI - Meccanica schienali Avanti/Indietro manuale (versione elettrica non disponibile).

*Le dimensioni di tutti i divani non possono essere precise in ragione della natura stessa dei mobili imbottiti.
Una tolleranza del 3% in più o in meno sulle misure indicate nelle vostre schede tecniche o listini è da considerarsi di rigore.
*La ripartizione dei colori non è modificabile.

Fiche Technique

STRUCTURE - Structure portante en bois massif et panneaux agglomérés ou multicouches.
GARNISSAGE ASSISES - Mousse polyuréthane HR 35 kg/m³.
GARNISSAGE DOSSIERS - Fibres siliconées super soft.
STRUCTURE DOSSIERS - Métal incurvé.
PIEDS - Pieds métalliques disponibles dans les couleurs: Anthracite 310, Sable 312, Blanc 306.
SUSPENSIONS - Sangles élastiques entrecroisées.
MECANIQUE DOSSIERS - Mécanique Avance/Reculé manuelle (version électrique pas disponible).

*Les dimensions hors tout des canapés ne peuvent pas être précises en raison de la nature même des meubles rembourrés ou matelassés.
Une tolérance de 3% en plus ou en moins sur les mesures indiquées sur vos fiches techniques ou tarifs est de rigueur.
*La répartition des couleurs n'est pas modifiable.

Technical Details

STRUCTURE - Frame in solid wood with plywood or multilayer.
PADDING FOR SEAT - Polyurethane foam HR 35 kg/m³.
PADDING FOR BACK - Silicone fibers
STRUCTURE FOR BACK - Curved metal.
FEET - Section metal feet available in the colors: Anthracite 310, Sand 312, White 306.
SUSPENSIONS - Elastic crossing belts.
BACK MECHANISM - Manual mechanism forward / backward (electric version not available).

*The sofas dimensions may have a little tolerance of +/- 3 %, cause of the their nature made with soft material like foam.
*The distribution of colors can not be changed.



SU MISURA NON DISPONIBILE
SUR MESURE PAS DISPONIBLE
CUSTOMIZED NOT AVAILABLE



DENSITÀ DIFFERENTI DI GOMMA NON DISPONIBILI
DENSITÉS DIFFÉRENTES PAS DISPONIBLES
FOAM IN DIFFERENT DENSITIES NOT AVAILABLE